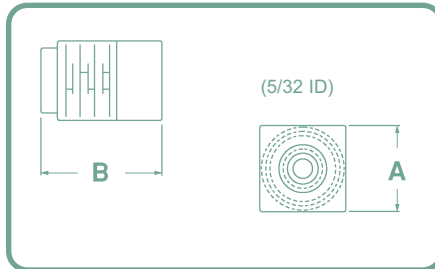





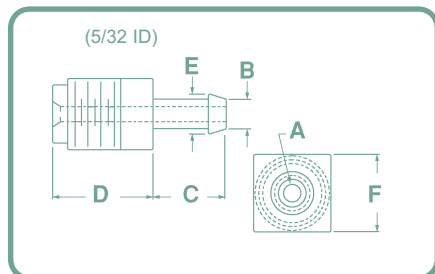

Automotive Fittings

PLUGS



Part No.	Thread	A	B
AP 3/8-24	3/8-24 UNF	.380	.580
AP 7/16-24	7/16-24 UNF	.440	.620
AP 1/2-20	1/2-20 UNF	.500	.660
AP 9/16-18	9/16-18 UNF	.560	.690
AP 9/16-20	9/16-20 UNF	.560	.700

ADAPTERS



Part No.	Thread	A	B	C	D	E	F
AA 3/8-24	3/8-24 UNF	.110	.173	.380	.580	.230	.380
AA 7/16-24	7/16-24 UNF	.100	.173	.380	.620	.230	.440
AA 1/2-20	1/2-20 UNF	.110	.173	.380	.670	.230	.500
AA 9/16-18	9/16-18 UNF	.100	.173	.380	.690	.230	.560
AA 9/16-20	9/16-20 UNF	.110	.173	.380	.700	.230	.560